



WALL / PANEL MOUNT BRACKET

- Rugged Metal Bracket
- Suitable for Specific DIMENSION Units

1. GENERAL DESCRIPTION

The ZM4.WALL enables proven devices, such as power supplies or redundancy modules of the DIMENSION family, to be mounted on a wall or on a panel without using a DIN-Rail.

2. SHORT-FORM DATA

Size (WxHxD)	41x150x37mm	WxHxD
Weight	95g / 0.21lb	

INDEX

	Page		Page
1. General Description	1	4. Mounting Instructions	2
2. Short-form Data	1	5. Physical Dimensions and Weight.....	3
3. Order Number	1		

The information given in this document is correct to the best of our knowledge and experience at the time of publication. If not expressly agreed otherwise, this information does not represent a warranty in the legal sense of the word. As the state of our knowledge and experience is constantly changing, the information in this data sheet is subject to revision. We therefore kindly ask you to always use the latest issue of this document (available under www.pulspower.com).

No part of this document may be reproduced or utilized in any form without our prior permission in writing.

3. ORDER NUMBER

ZM4.WALL The order number consists of one brackets including two self-tapping mounting screws.

4. MOUNTING INSTRUCTIONS

The bracket can be mounted without detaching the DIN-rail brackets.

Fig. 4-1 Step 1

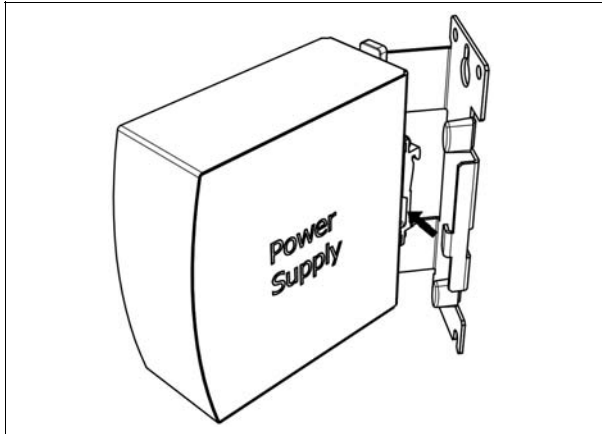


Fig. 4-2 Step 2

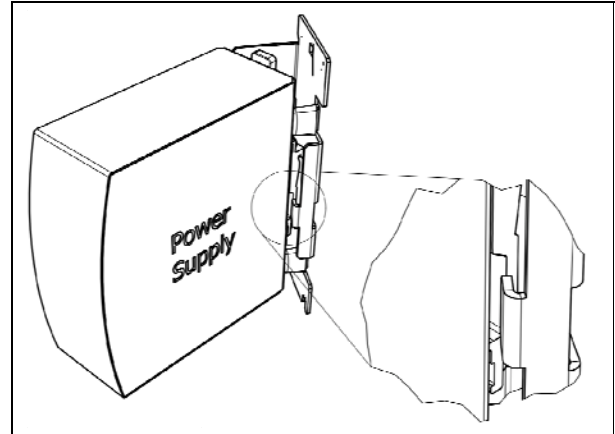


Fig. 4-3 Step 3

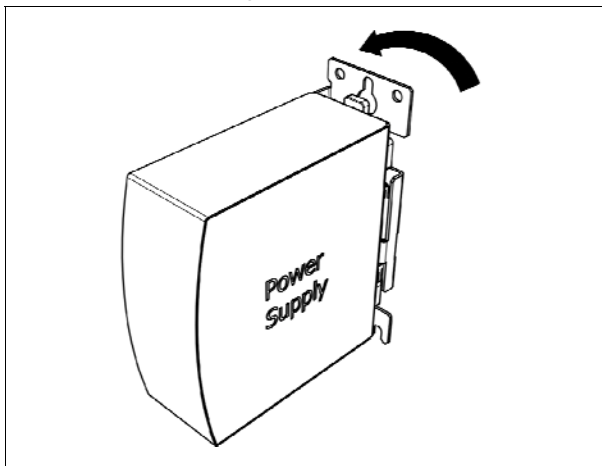


Fig. 4-4 Step 4

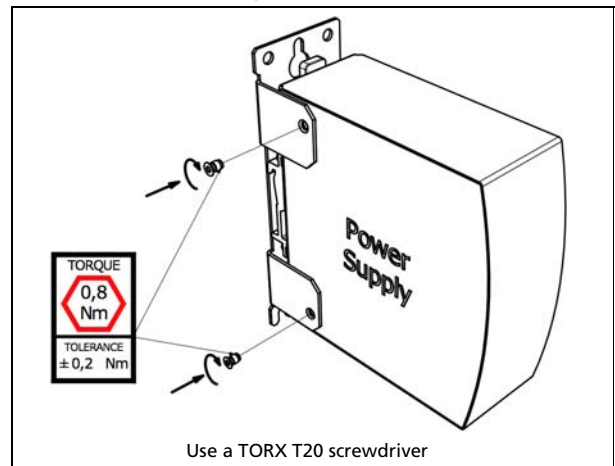


Fig. 4-5 Isometric view
(Picture shows the CP10.241)

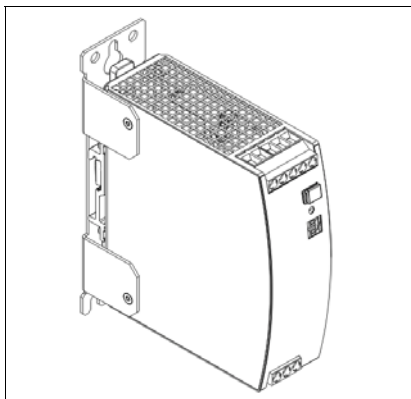


Fig. 4-6 Isometric view-
(Picture shows the CP10.241)

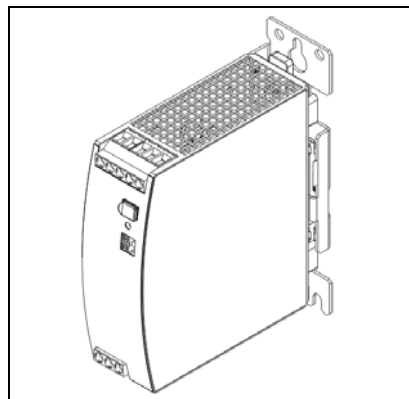
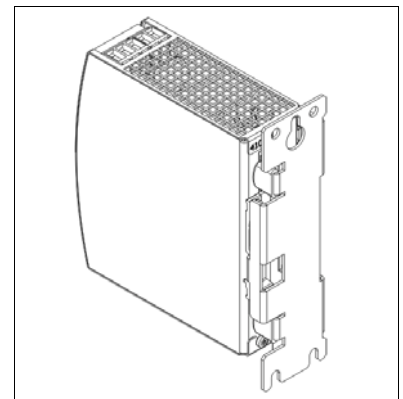


Fig. 4-7 Isometric view
(Picture shows the CP10.241)



5. PHYSICAL DIMENSIONS AND WEIGHT

Width	41mm / 1.61"
Height	150mm / 5.91"
Depth	37mm / 1.46"
Weight	95g / 0.21lb
Bracket material	Zinc-plated steel

Fig. 5-1 **Sizes**

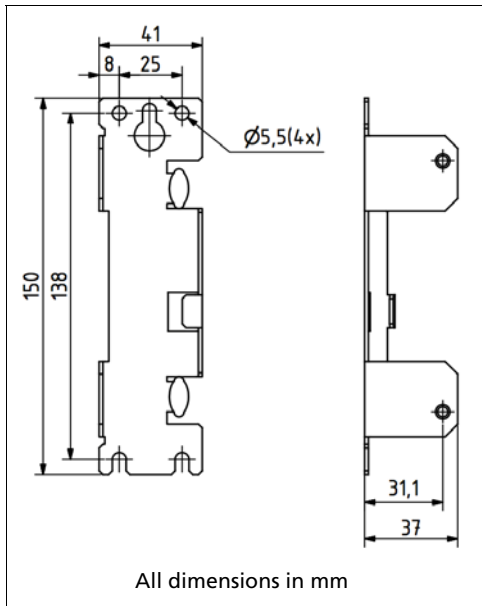


Fig. 5-2 **Isometric view**

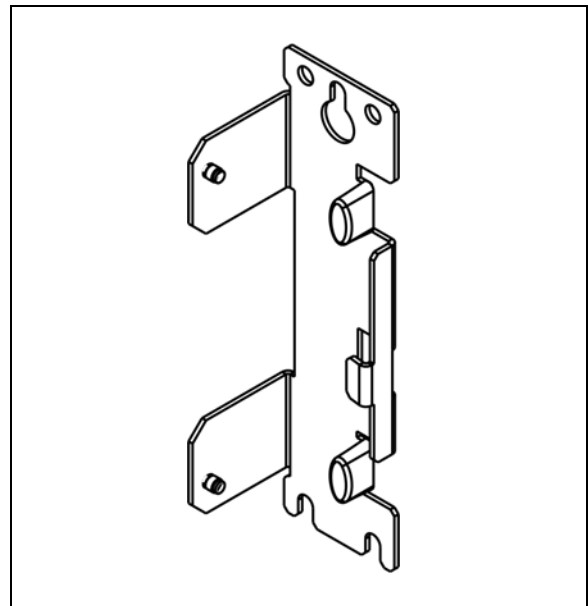


Fig. 5-3 **Wall/panel mounting, front view**
(Picture shows the CP10.241)

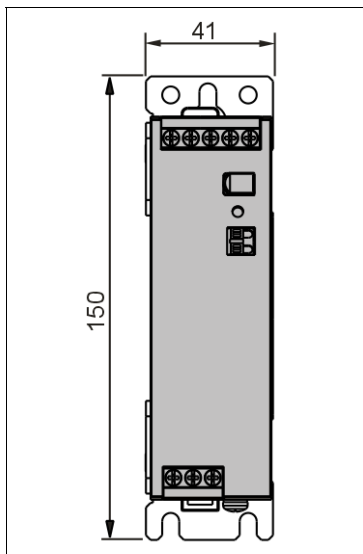


Fig. 5-4 **Hole pattern for wall mounting**

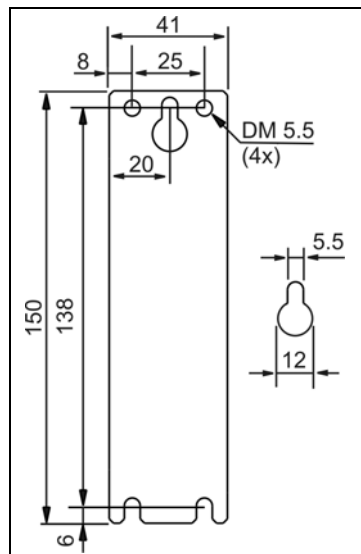


Fig. 5-5 **Wall/panel mounting, side view**
(Picture shows the CP10.241)

